



Sadakathullah Appa College

*An Autonomous Institution, Re-Accredited by NAAC at an 'A' Grade, *ISO 9001 : 2015 Certified*

AQAR

(2020 – 2021)

CRITERION II

TEACHING LEARNING AND EVALUATION

2.5.3 IT integration and reforms in the examination procedures and processes including Continuous Internal Assessment (CIA) have brought in considerable improvement in Examination Management System (EMS) of the Institution

(Online Examination Screen Shorts)

Submitted to

THE NATIONAL ASSESSMENT AND ACCREDITATION COUNCIL (NAAC)



Admin Login

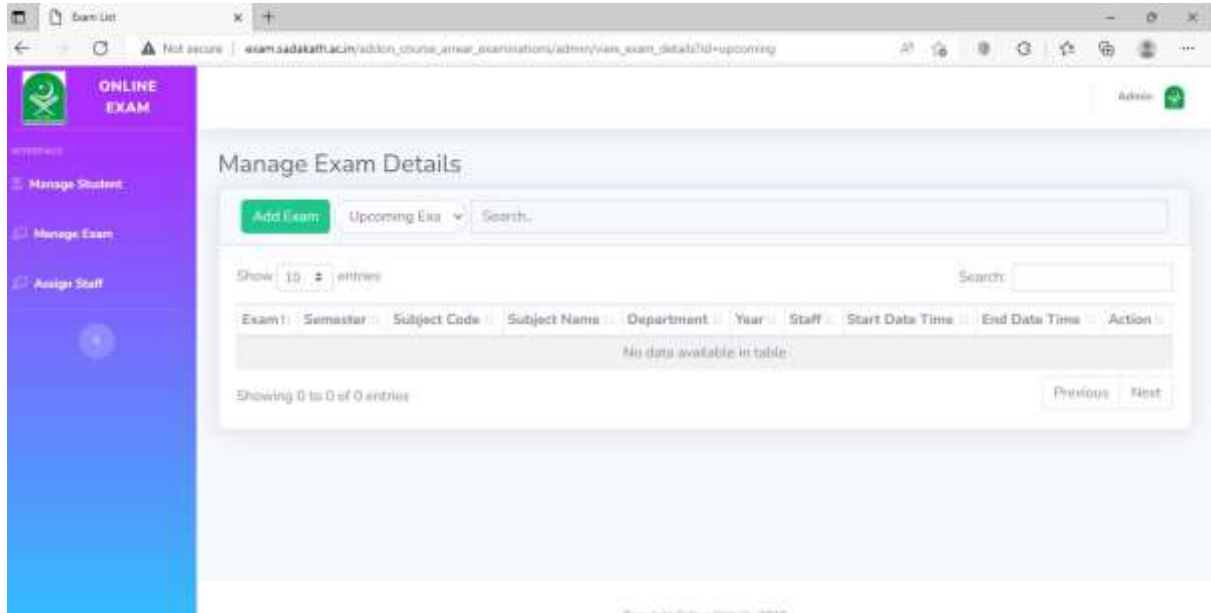


Welcome

Login

Don't have an account? [Sign Up](#)

Admin Home page



Create Exam/schedule Exam

The screenshot shows a web browser window with the following details:

- Browser tab: Exam List
- Address bar: Not secure | exam.sadqath.ac.in/addon_course_amear_examinations/admin/add_exam_details
- Form fields (from top to bottom):
 - Exam:
 - Year:
 - Semester:
 - Department:
 - Subject Code:
 - Subject Name:
 - Start Date & Time:
 - End Date & Time:
 - File upload: No file chosen
- Submit button:

Student login page

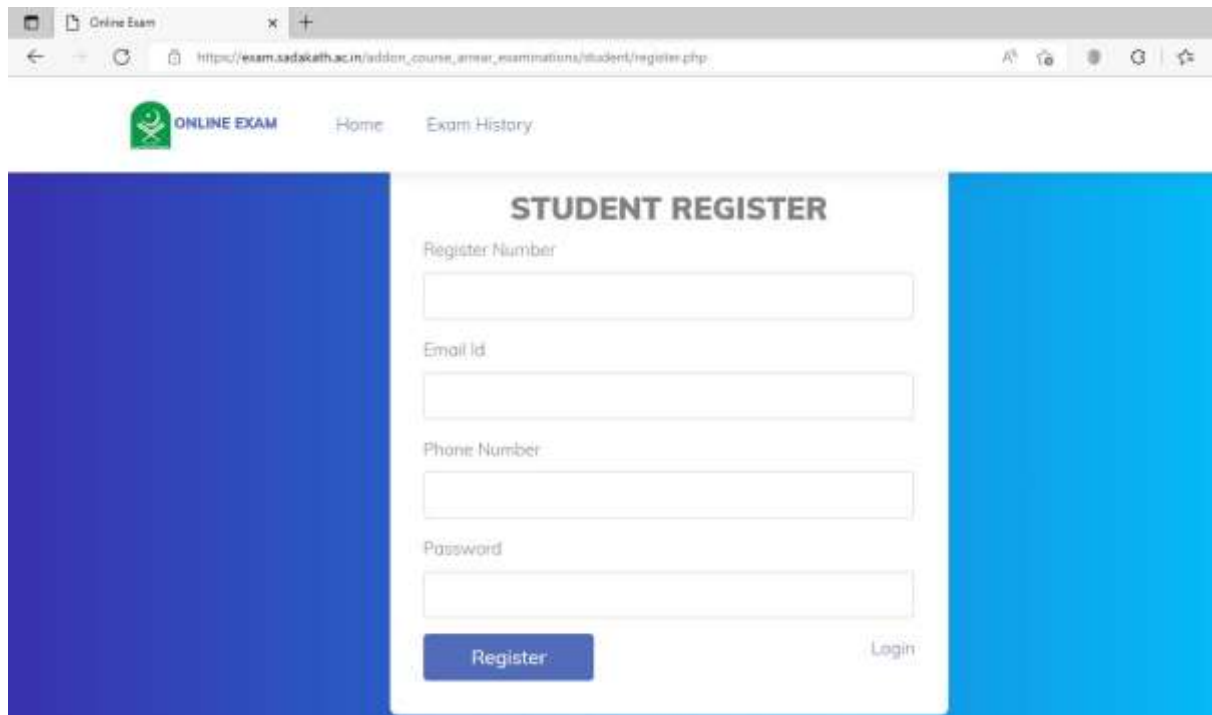
The screenshot shows a web browser window with the following details:

- Browser tab: ONLINE EXAM — Login
- Address bar: https://exam.ssdakath.ac.in/addon_course_erear_examinations/student/
- Contact info: 0462 2540763 | controlersodak@gmail.com
- Navigation: Log In, Register
- Header: ONLINE EXAM | Home | Exam History

The main content area features a blue gradient background with a white login form titled "STUDENT LOGIN". The form includes:

- Register Number:
- Password:
- Log In button
- [Forgot Password](#) link
- [Create New Account](#) link

Student – create password

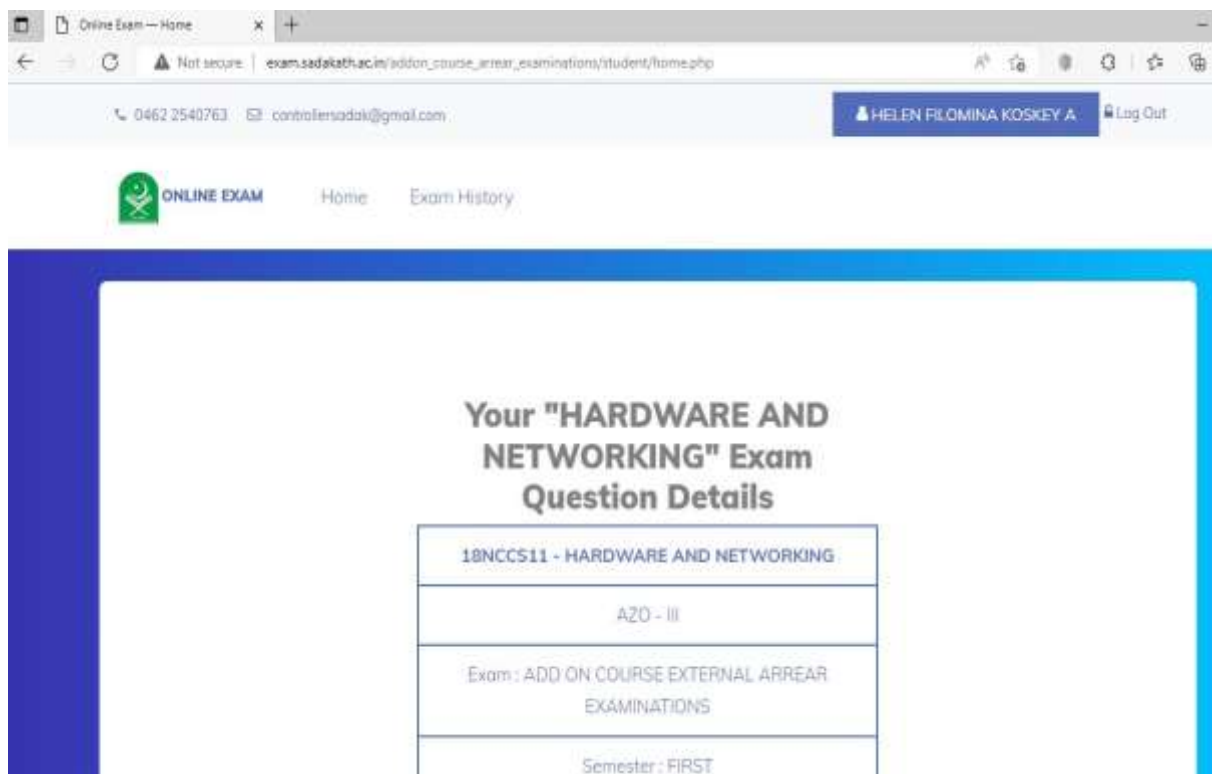


The image shows a web browser window with the address bar displaying "https://exam.sadakh.ac.in/addon_course_exam_examinations/student/register.php". The page features a navigation menu with "ONLINE EXAM" (with a green logo), "Home", and "Exam History". The main content area is titled "STUDENT REGISTER" and contains a registration form with the following fields:

- Register Number:
- Email Id:
- Phone Number:
- Password:

At the bottom of the form, there is a blue "Register" button and a "Login" link.

Student Home page



0462 2540763 | controlersadakat@gmail.com

HELEN PLOMINA KOSKEY A | Log Out

ONLINE EXAM | Home | Exam History

Your "HARDWARE AND NETWORKING" Exam Question Details

18NCCS11 - HARDWARE AND NETWORKING
A20 - III
Exam : ADD ON COURSE EXTERNAL ARREAR EXAMINATIONS
Semester : FIRST

View and Download Question paper

The screenshot shows a web browser window with the following elements:

- Browser Tab:** ONLINE EXAM - Home
- Address Bar:** Not secure | exam.sadkath.ac.in/addon_course_area_examinations/student/exam.php?id=2
- Contact Info:** 0462 2540763 | controller@sadkath@gmail.com
- User Profile:** HELEN FILOMINA KOSKEY A | Log Out
- Navigation:** ONLINE EXAM logo, Home, Exam History
- Timer:** 00 : 06 : 42
- Main Content Area:**
 - Section Header:** ONLINE EXAM
 - Buttons:**
 - View Exam Question
 - Download Exam Question
 - Upload Answer Scripts
- Footer:** Copyright ©2022 All rights reserved ONLINE TEST

Uploading Answer scripts

The screenshot shows a web browser window with the URL `exam.sadskath.ac.in/addon_course_area_examinations/student/exam.php?id=2`. The page title is "ONLINE EXAM" and the navigation menu includes "Home" and "Exam History". A timer in the top right corner shows "00 : 02 : 03".

The main content area is titled "ONLINE EXAM" and contains three buttons: "View Exam Question", "Download Exam Question", and "Upload Answer Scripts". The "Upload Answer Scripts" button is active.

Below the buttons, a light blue box contains the following information:

- Upload Answer Script below 15MB size
- TOTAL NO OF PAGES WRITTEN: 12
- Choose File: 1BNVCS12-19AEN44.pdf
- Upload Single pdf file
- Upload button

Student Exam History

ONLINE EXAM Home Exam History

Batch

Exam History

Subject Code	Subject Name	No of Pages Written	Start Date & Time	End Date & Time	Exam Status
--------------	--------------	---------------------	-------------------	-----------------	-------------

Admin-Assign staff for Evaluation

The screenshot shows a web browser window with the following details:

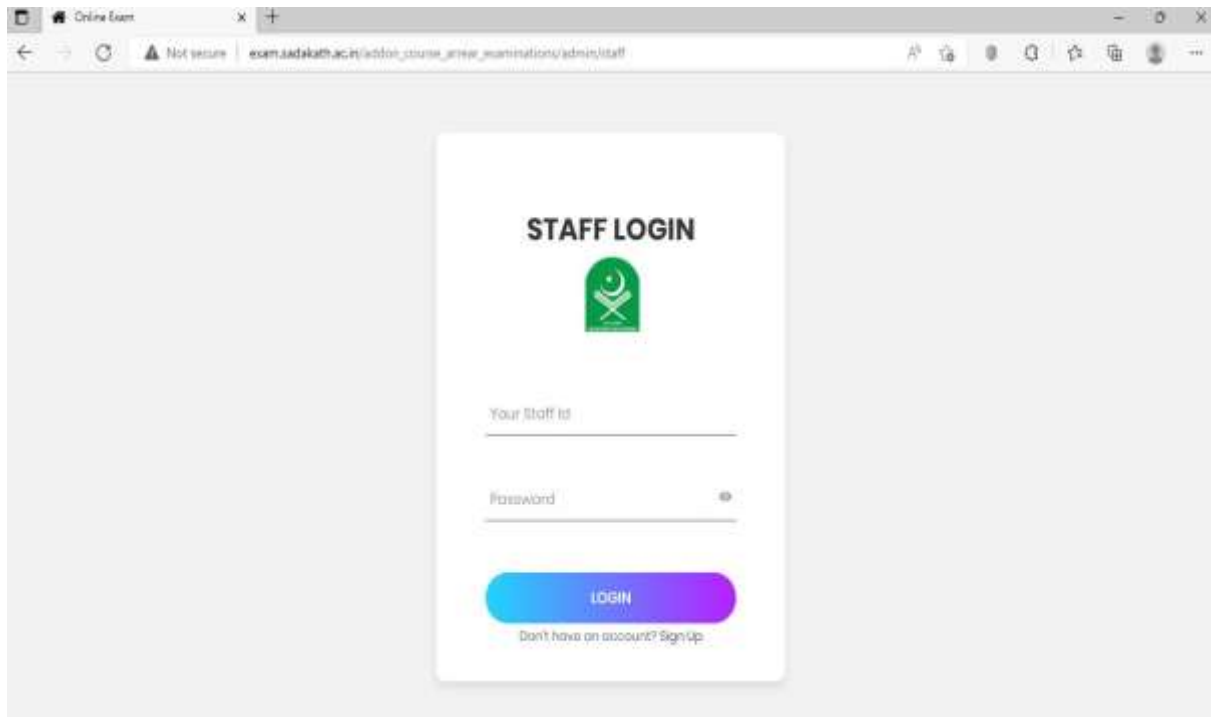
- Browser tab: Assign Staff
- Address bar: exam.sadakath.ac.in/addon_course_area_examinations/admin/add_assign_staff
- Page title: Assign Staff
- Page content: Assign Staff To Subject

The form contains the following fields:

- Subject Code (dropdown menu)
- Department Code (text input)
- Staff Name (text input)
- Staff Id (text input)
- Password (text input)
- Description (text input)

A green button labeled "Assign" is located at the bottom of the form.

External Staff Login

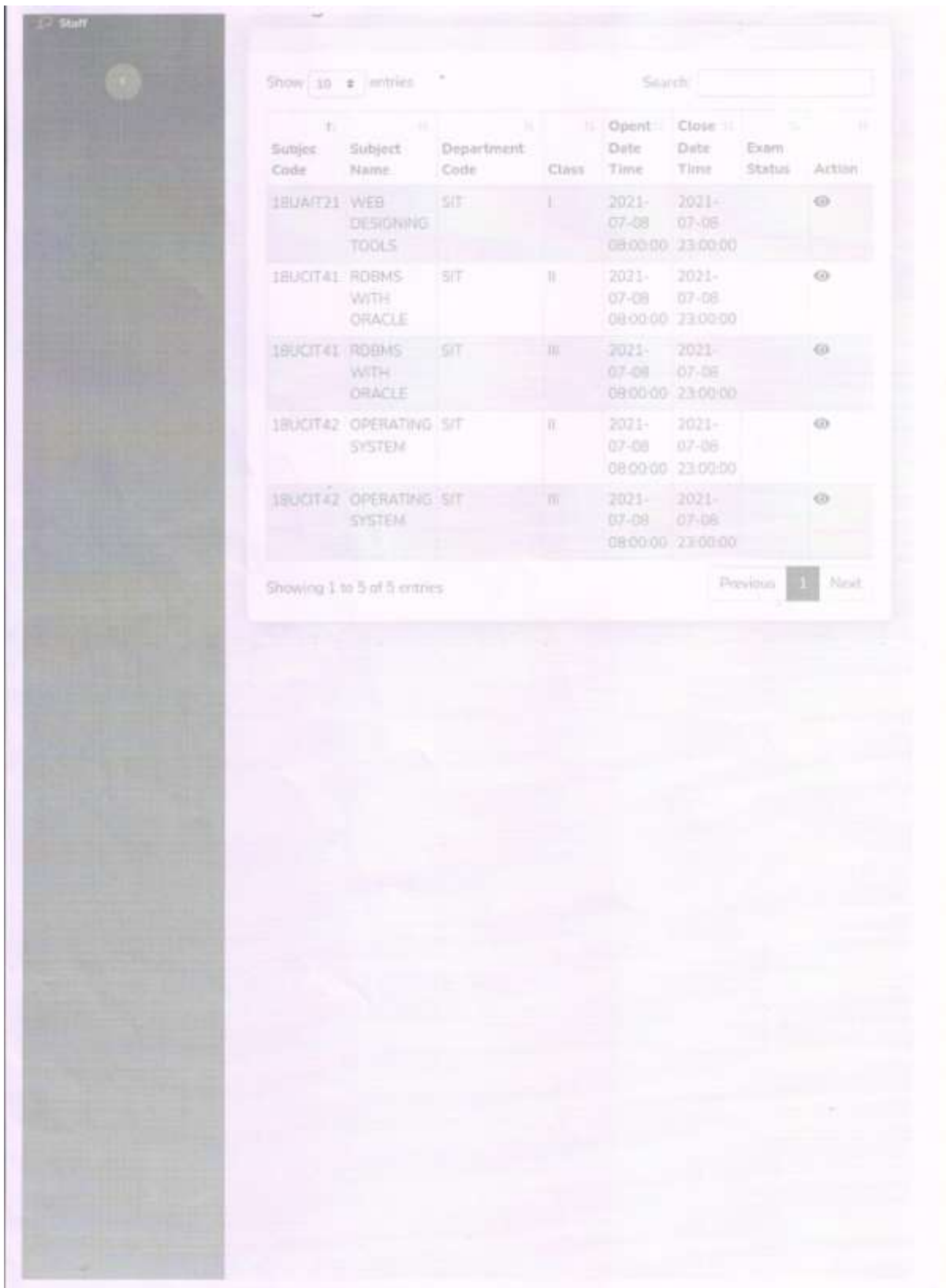


The image shows a web browser window with the title "Online Exam". The address bar displays the URL "exam.adaakath.ac.in/adaakath_exam_examinations/admin/staff". The page content is a login form titled "STAFF LOGIN".

The form includes the following elements:

- A green logo featuring a crescent moon and a sword.
- A text input field labeled "Your Staff Id".
- A password input field labeled "Password" with a toggle icon.
- A blue-to-purple gradient button labeled "LOGIN".
- A link below the button that reads "Don't have an account? Sign Up".

Staff home page



The screenshot shows a web interface for a staff home page. On the left is a dark sidebar with a 'Staff' label and a circular profile icon. The main content area features a table with columns for Subject Code, Subject Name, Department Code, Class, Open Date/Time, Close Date/Time, Exam Status, and Action. The table contains five entries, all with Exam Status 'P' and an eye icon in the Action column. Below the table is a pagination control showing 'Showing 1 to 5 of 5 entries' and 'Previous 1 Next'.

Subject Code	Subject Name	Department Code	Class	Open Date Time	Close Date Time	Exam Status	Action
18UACIT21	WEB DESIGNING TOOLS	SIT	I	2021-07-08 08:00:00	2021-07-08 23:00:00	P	👁
18UCIT41	ROBMS WITH ORACLE	SIT	II	2021-07-08 08:00:00	2021-07-08 23:00:00	P	👁
18UCIT41	ROBMS WITH ORACLE	SIT	III	2021-07-08 08:00:00	2021-07-08 23:00:00	P	👁
18UCIT42	OPERATING SYSTEM	SIT	II	2021-07-08 08:00:00	2021-07-08 23:00:00	P	👁
18UCIT42	OPERATING SYSTEM	SIT	III	2021-07-08 08:00:00	2021-07-08 23:00:00	P	👁

Showing 1 to 5 of 5 entries

Previous 1 Next

Staff- Valuation page

Manage Exam Details

4c3a5ed17220066ad... 4 / 21 92%

Student Register Id : 19nit07

SECTION - A

1	2	3	4	5	6	7	8	9	10
0	0	0	0	0	0	0	0	0	0
11	12	13	14	15	16	17	18	19	20
0	0	0	0	0	0	0	0	0	0
21	22	23	24	25	26	27	28	29	30
0	0	0	0	0	0	0	0	0	0

SECTION - A Total

00

SECTION - B

31+	32+	33+	34+	35+
0	0	0	0	0
36+	37+	38+	39+	40+
0	0	0	0	0

Handwritten text in the image:

It is a database management system used to create and maintain a database. Another name of it is general purpose software that makes the user with the process of defining, constructing and manipulating the database for various applications. Database system are designed to manage large volume of information management of data under both defining structure for storage, retrieval and querying mechanism for the manipulation of information. In addition the database system must

Staff Mark Entry Screen

Download CSV

Show 10 entries Search

Register No	Subject Code	Department Code	Class	view / Download Answer	Status	Update Mark
195T01	18UCIT41	SIT	6		Absent	
195T03	18UCIT41	SIT	6		Absent	
19u04	18UCIT41	SIT	6	View Download	completed	60 Edit Mark
195T05	18UCIT41	SIT	6	View Download	completed	66 Edit Mark
195T06	18UCIT41	SIT	6	View Download	completed	59 Edit Mark
19u07	18UCIT41	SIT	6	View Download	completed	57 Edit Mark
19u08	18UCIT41	SIT	6	View Download	completed	62 Edit Mark
195T09	18UCIT41	SIT	6	View Download	completed	61 Edit Mark
185T10	18UCIT41	SIT	6		Absent	
19u11	18UCIT41	SIT	6	View Download	completed	60 Edit Mark

Showing 1 to 10 of 40 entries

Previous 1 2 3 4 5 Next