



Sadakathullah Appa College

*An Autonomous Institution, Re-Accredited by NAAC at an 'A' Grade, *ISO 9001 : 2015 Certified*

AQAR

(2021 – 2022)

CRITERION II

TEACHING LEARNING AND EVALUATION

2.5.3 IT integration and reforms in the examination procedures and processes including Continuous Internal Assessment (CIA) have brought in considerable improvement in Examination Management System (EMS) of the Institution

(Online Examination Screen Shorts)

Submitted to

THE NATIONAL ASSESSMENT AND ACCREDITATION COUNCIL (NAAC)



Admin Login

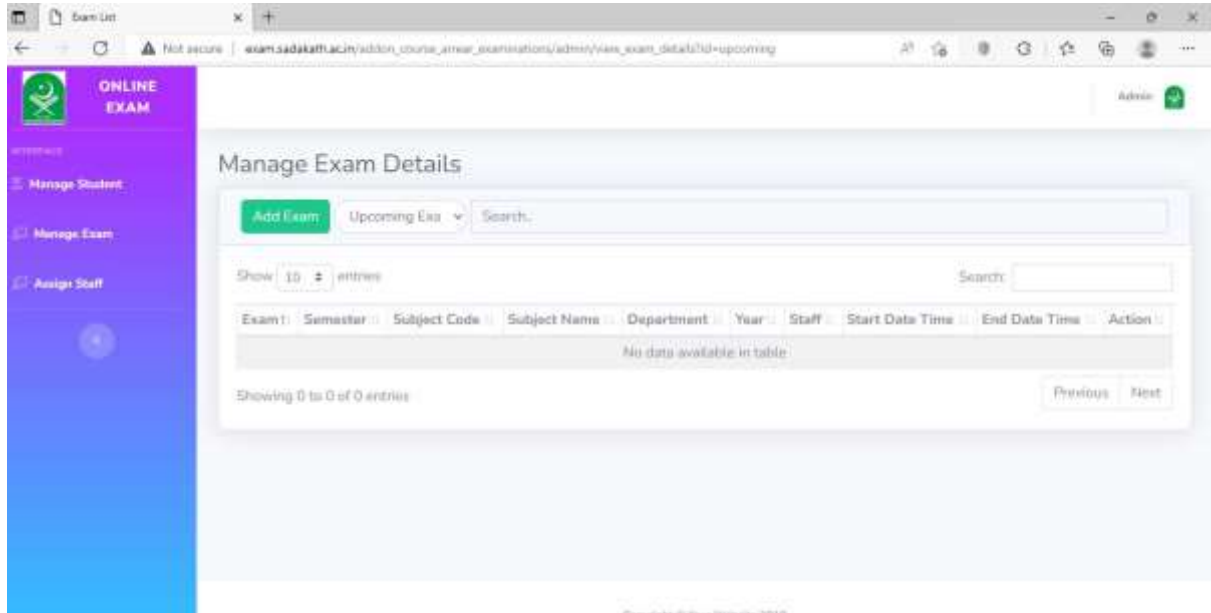


Welcome

Login

Don't have an account? [Sign Up](#)

Admin Home page



Create Exam/schedule Exam

The screenshot shows a web browser window with the following details:

- Browser tab: Exam List
- Address bar: Not secure | exam.sadqath.ac.in/addon_course_amear_examinations/admin/add_exam_details
- Form fields (from top to bottom):
 - Exam:
 - Year:
 - Semester:
 - Department:
 - Subject Code:
 - Subject Name:
 - Start Date & Time:
 - End Date & Time:
 - File upload: No file chosen
- Submit button:

Student login page

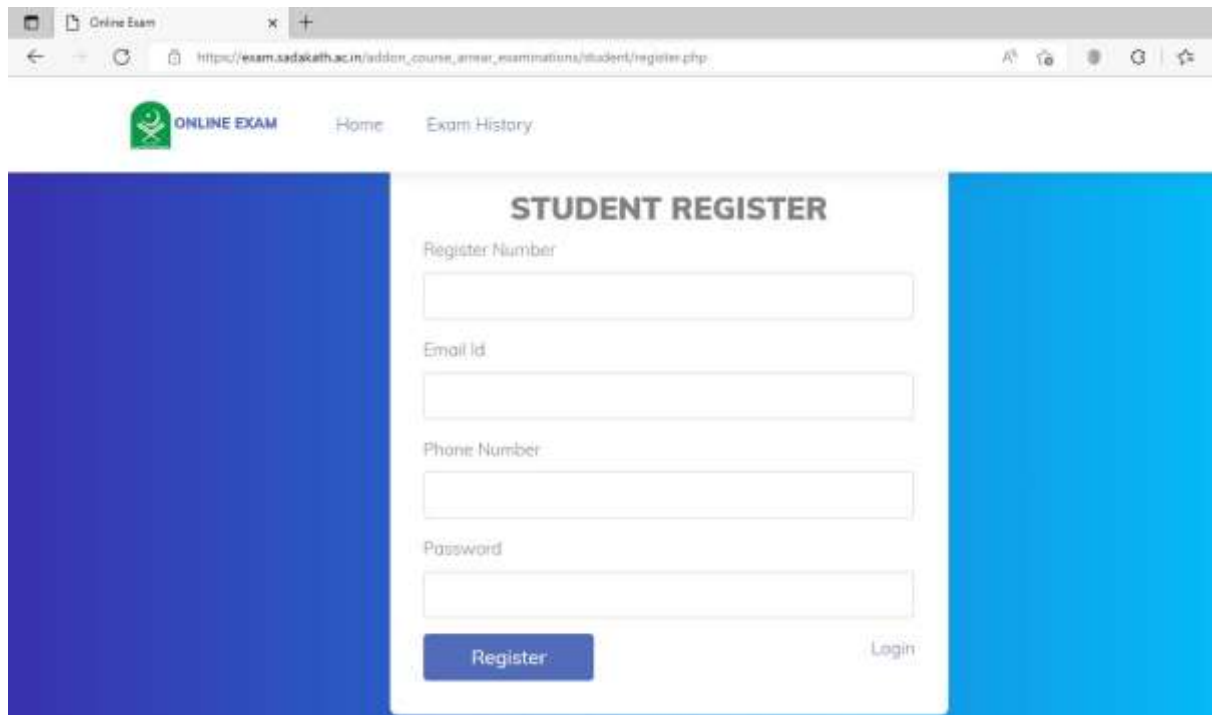
The screenshot shows a web browser window with the following details:

- Browser tab: ONLINE EXAM — Login
- Address bar: https://exam.ssdakath.ac.in/addon_course_erear_examinations/student/
- Contact info: 0462 2540763 | controlersodak@gmail.com
- Navigation: Log In, Register
- Header: ONLINE EXAM | Home | Exam History

The main content area features a blue gradient background with a white login form titled "STUDENT LOGIN". The form includes:

- Register Number:
- Password:
- Log In button
- [Forgot Password](#) link
- [Create New Account](#) link

Student – create password

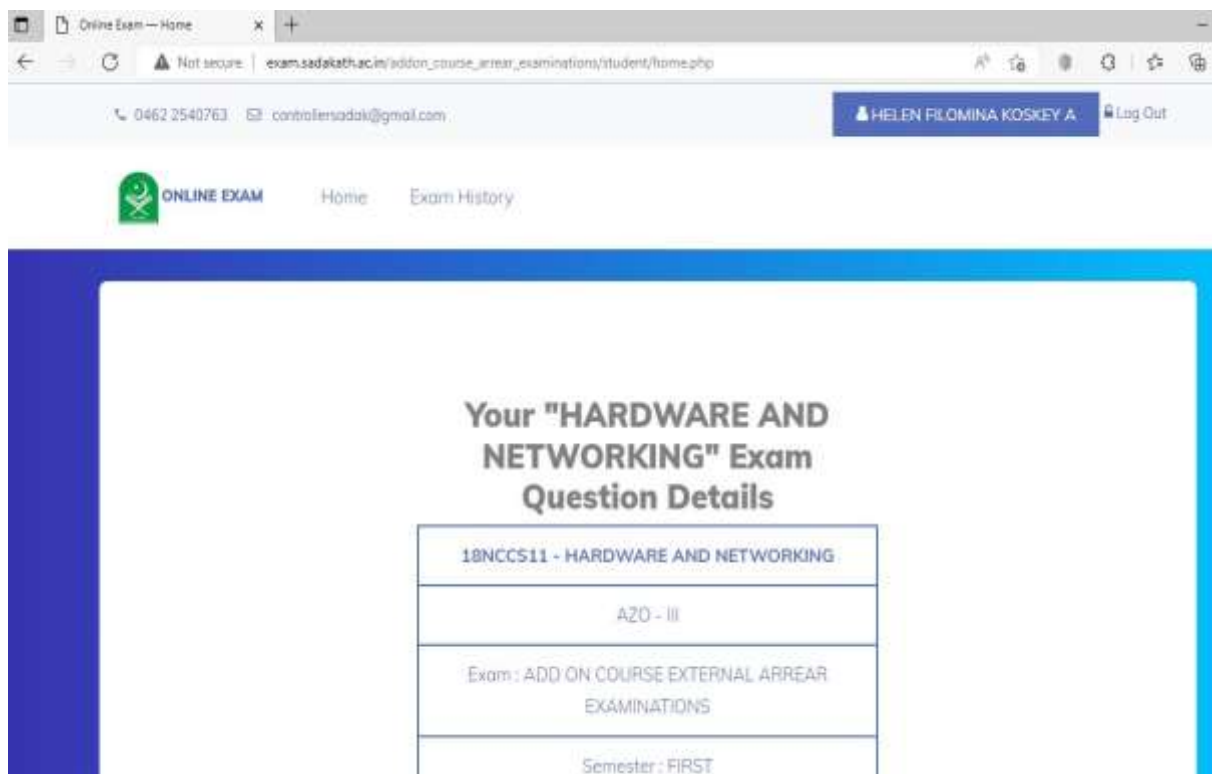


The screenshot shows a web browser window with the address bar displaying https://exam.sadakhath.ac.in/addon_course_exam_examinations/student/register.php. The page features a navigation menu with 'Home' and 'Exam History' links. The main content area is titled 'STUDENT REGISTER' and contains a registration form with the following fields:

- Register Number:
- Email Id:
- Phone Number:
- Password:

At the bottom of the form, there is a blue 'Register' button and a 'Login' link.

Student Home page



0462 2540763 | controlersadakat@gmail.com

HELEN PLOMINA KOSKEY A | Log Out

ONLINE EXAM | Home | Exam History

Your "HARDWARE AND NETWORKING" Exam Question Details

18NCCS11 - HARDWARE AND NETWORKING
A20 - III
Exam : ADD ON COURSE EXTERNAL ARREAR EXAMINATIONS
Semester : FIRST

View and Download Question paper

The screenshot shows a web browser window with the following elements:

- Browser Tab:** ONLINE EXAM - Home
- Address Bar:** Not secure | exam.sadkath.ac.in/addon_course_area_examinations/student/exam.php?id=2
- Contact Info:** 0462 2540763 | controller@sadkath.ac.in
- User Profile:** HELEN FILOMINA KOSKEY A | Log Out
- Navigation:** ONLINE EXAM logo, Home, Exam History
- Timer:** 00 : 06 : 42
- Main Content Area:**
 - Section Header:** ONLINE EXAM
 - Buttons:**
 - View Exam Question
 - Download Exam Question
 - Upload Answer Scripts
- Footer:** Copyright ©2022 All rights reserved ONLINE TEST

Uploading Answer scripts

The screenshot shows a web browser window with the URL `exam.sadskath.ac.in/addon_course_area_exam/examinations/student/exam.php?id=2`. The page title is "ONLINE EXAM" and the navigation menu includes "Home" and "Exam History". A timer in the top right corner shows "00 : 02 : 03".

The main content area is titled "ONLINE EXAM" and contains three buttons: "View Exam Question", "Download Exam Question", and "Upload Answer Scripts". Below these buttons is a light blue box with the following text and form elements:


- Red text: "Upload Answer Script below 15MB size"
- Text: "TOTAL NO OF PAGES WRITTEN" followed by a text input field containing "12".
- Text: "Choose File" followed by a file selection button and the filename "1BNVSC12-19AEN44.pdf".
- Red text: "Upload Single pdf file"
- A blue "Upload" button.

Student Exam History

Online Exam - Login

Not secure | exams.sadastath.ac.in/online_exam_examinations/student/profile.php

ONLINE EXAM Home Exam History



Batch

Exam History

Subject Code	Subject Name	No of Pages Written	Start Date & Time	End Date & Time	Exam Status
--------------	--------------	---------------------	-------------------	-----------------	-------------

Admin-Assign staff for Evaluation

Assign Staff

Assign Staff To Subject

Subject Code

Department Code

Staff Name

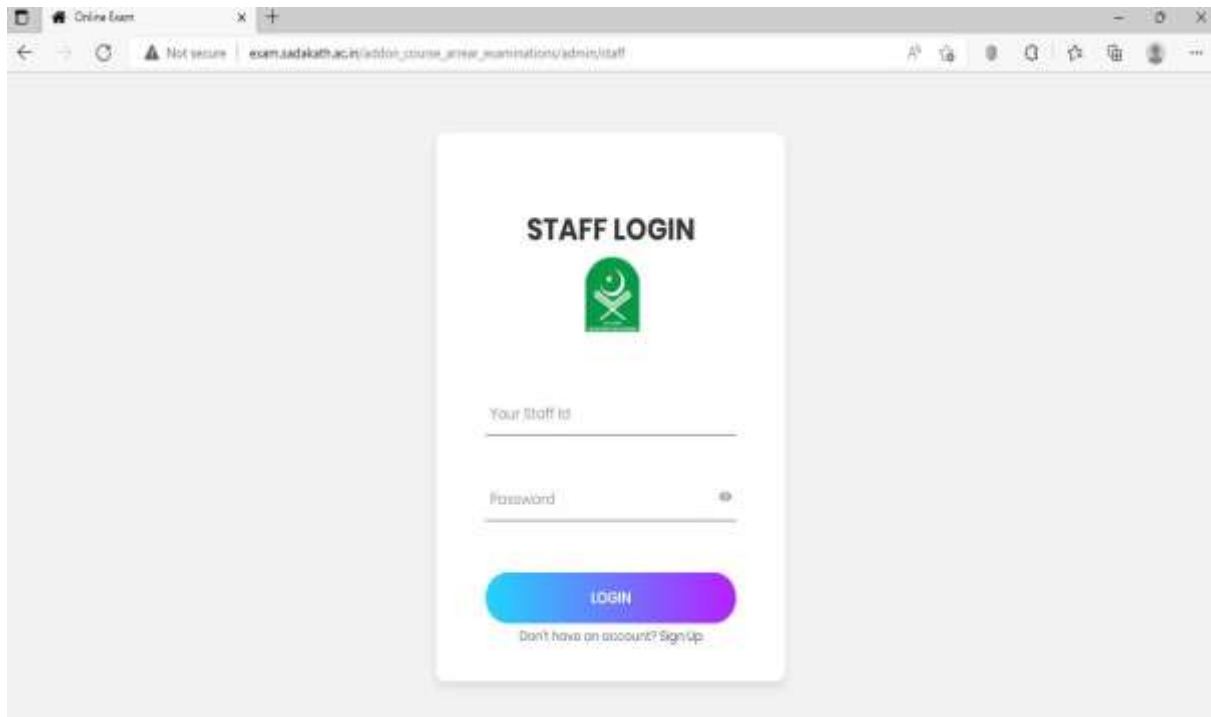
Staff Id

Password

Description


Assign

External Staff Login



The image shows a web browser window with the title "Online Exam" and the address bar displaying "exam.adaakath.ac.in/adaakath_exam_examinations/admin/staff". The page content is a login form titled "STAFF LOGIN" with a green logo featuring a crescent moon and a sword. Below the logo are two input fields: "Your Staff Id" and "Password". A blue-to-purple gradient button labeled "LOGIN" is positioned below the fields. At the bottom of the form, there is a link that says "Don't have an account? Sign Up".

STAFF LOGIN



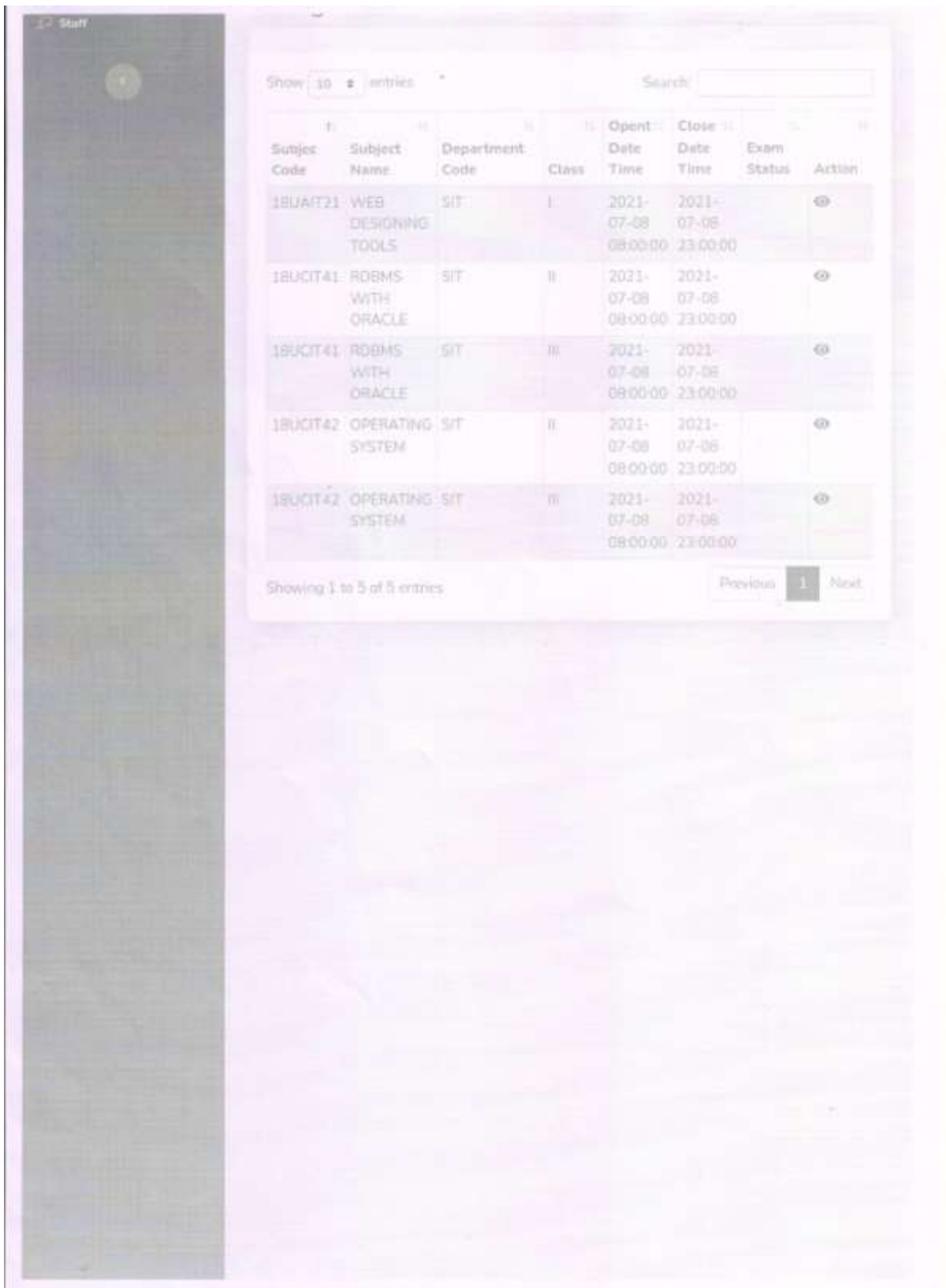
Your Staff Id

Password

LOGIN

[Don't have an account? Sign Up](#)

Staff home page



The screenshot shows a web interface for a staff home page. On the left is a dark sidebar with a 'Staff' header and a circular profile picture. The main content area features a table with columns for Subject Code, Subject Name, Department Code, Class, Open Date/Time, Close Date/Time, Exam Status, and Action. The table contains five entries, all with Exam Status set to 'None'. Below the table is a pagination control showing 'Showing 1 to 5 of 5 entries' and 'Previous 1 Next'.

Subject Code	Subject Name	Department Code	Class	Open Date Time	Close Date Time	Exam Status	Action
18UACIT21	WEB DESIGNING TOOLS	SIT	I	2021-07-08 08:00:00	2021-07-08 23:00:00	None	
18UCIT41	ROBMS WITH ORACLE	SIT	II	2021-07-08 08:00:00	2021-07-08 23:00:00	None	
18UCIT41	ROBMS WITH ORACLE	SIT	III	2021-07-08 08:00:00	2021-07-08 23:00:00	None	
18UCIT42	OPERATING SYSTEM	SIT	II	2021-07-08 08:00:00	2021-07-08 23:00:00	None	
18UCIT42	OPERATING SYSTEM	SIT	III	2021-07-08 08:00:00	2021-07-08 23:00:00	None	

Showing 1 to 5 of 5 entries

Previous 1 Next

Staff- Valuation page

Manage Exam Details

4c3a5ed17220966d... 4 / 21 92%

Student Register Id : 19nit07

SECTION - A

1	2	3	4	5	6	7	8	9	10
0	0	0	0	0	0	0	0	0	0
11	12	13	14	15	16	17	18	19	20
0	0	0	0	0	0	0	0	0	0
21	22	23	24	25	26	27	28	29	30
0	0	0	0	0	0	0	0	0	0

SECTION - A Total

00

SECTION - B

31+	32+	33+	34+	35+
0	0	0	0	0
36+	37+	38+	39+	40+
0	0	0	0	0

Handwritten text in the left pane:

It is a database management system used to create and maintain a database. Another name for it is general purpose software that makes the user with the process of defining, constructing and manipulating the database for various applications. Database systems are designed to manage large bodies of information. Management of data includes both defining structures for storage, retrieval and querying mechanism for the manipulation of information. In addition, the database system must

Staff Mark Entry Screen

Download CSV

Show 10 entries Search

Register No	Subject Code	Department Code	Class	view / Download Answer	Status	Update Mark
195T01	18UCIT41	SIT	6		Absent	
195T03	18UCIT41	SIT	6		Absent	
19u04	18UCIT41	SIT	6	View Download	completed	60 Edit Mark
195T05	18UCIT41	SIT	6	View Download	completed	66 Edit Mark
195T06	18UCIT41	SIT	6	View Download	completed	59 Edit Mark
19u07	18UCIT41	SIT	6	View Download	completed	57 Edit Mark
19u08	18UCIT41	SIT	6	View Download	completed	62 Edit Mark
195T09	18UCIT41	SIT	6	View Download	completed	61 Edit Mark
185T10	18UCIT41	SIT	6		Absent	
19u11	18UCIT41	SIT	6	View Download	completed	60 Edit Mark

Showing 1 to 10 of 40 entries

Previous 1 2 3 4 5 Next