



Sadakathullah Appa College

*An Autonomous Institution, Re-Accredited by NAAC at an 'A' Grade, * ISO 9001: 2015 Certified *

CRITERION IV

INFRASTRUCTURE AND LEARNING RESOURCES

4.1.1: The Institution has adequate Infrastructure and Physical Facilities for Teaching- Learning. viz., Classrooms, Laboratories, Computing equipment etc.

Building Plan

Submitted to

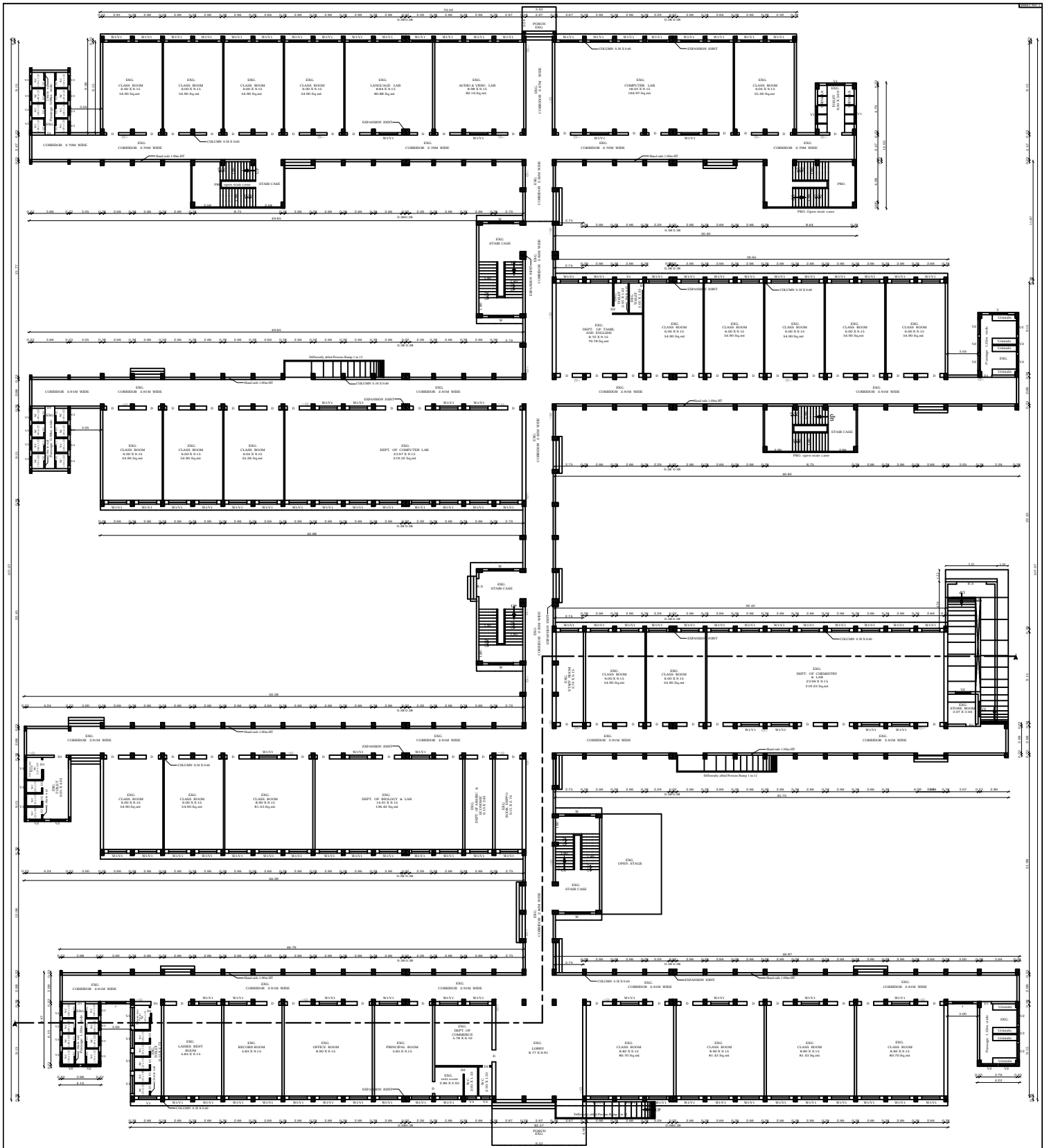
THE NATIONAL ASSESSMENT AND ACCREDITATION COUNCIL (NAAC)

August 2022



**MASTER PLAN
OF THE
INSTITUTION**


Ground Floor



PLAN SHOWING THE PROPOSED ADDITIONAL CONSTRUCTION OF SECOND FLOOR IN THE EXISTING MAIN BLOCK FOR SADAKATHULLAHI		APPROXIMATE		AREA DETAILS		SQ.MT		SQ.FT		NOTES	
D	DOOR	1.22 X 2.44	1.22	2.44	2.99	3.58	3.58	3.58	3.58	1	DOOR 1.22 X 2.44
DD	DOOR	1.00 X 2.10	1.00	2.10	2.10	2.10	2.10	2.10	2.10	2	DOOR 1.00 X 2.10
DD	DOOR	0.76 X 2.10	0.76	2.10	1.59	1.59	1.59	1.59	1.59	2	DOOR 0.76 X 2.10
J	JAMB	2.10 X 1.22	2.10	1.22	2.56	2.56	2.56	2.56	2.56	2	JAMB 2.10 X 1.22
W	WINDOW	2.10 X 1.22	2.10	1.22	2.56	2.56	2.56	2.56	2.56	2	WINDOW 2.10 X 1.22
W1	WINDOW	1.83 X 1.52	1.83	1.52	2.77	2.77	2.77	2.77	2.77	2	WINDOW 1.83 X 1.52
V1	VENTILATOR	1.83 X 0.61	1.83	0.61	1.11	1.11	1.11	1.11	1.11	2	VENTILATOR 1.83 X 0.61
V2	VENTILATOR	1.83 X 0.61	1.83	0.61	1.11	1.11	1.11	1.11	1.11	2	VENTILATOR 1.83 X 0.61
V3	VENTILATOR	0.91 X 0.61	0.91	0.61	0.55	0.55	0.55	0.55	0.55	2	VENTILATOR 0.91 X 0.61
COLORS		AREA DETAILS		SQ.MT		SQ.FT					
ENG. GP. AREA		2.99		3.58		3.58					
ENG. FIRST FLOOR AREA		2.10		2.56		2.56					
ENG. SECOND FLOOR		2.10		2.56		2.56					
ENG. SECOND FLOOR		1.22		1.59		1.59					
ENG. SECOND FLOOR AREA		1.22		1.59		1.59					

APPA COLLEGE, IN OLD S.NO. 700PT, 701PT, 702PT, 703PT, 738/1, 738/2, NEW T.WARD NO. BF, BLOCK NO. 20, T.S.NO. 1, 6, 8, & T.WARD NO. BF, BLOCK NO. 41, T.S.NO. 1/1, 1/2, APPROVED LAYOUT NO. L.T./D.T. NO. 15/66, IN PALAYANKOTTA VILLAGE, RAJINATH NAGAR, RAJINATH NAGAR D.D.PLAN, PALAYANKOTTA WARD OFFICE, TRINELVELI CITY MUNICIPAL CORPORATION.

First Floor



PLANS		DOORS		WINDOWS		VENTILATORS		AREAS		SUMMARY		NOTES	
PL	1:20	D1	1.22 X 2.44	W1	1.83 X 1.52	V1	1.22 X 0.61	ENG. GT AREA	484.68	CONGR.	174.00	1	1. ALL DIMENSIONS ARE IN METERS
PL	1:20	D2	0.91 X 2.13	W2	1.83 X 1.52	V2	1.22 X 0.61	ENG. FIRST FLOOR AREA	484.68	CONGR.	174.00	2	2. ALL DIMENSIONS ARE IN METERS
PL	1:20	D3	0.91 X 2.13	W3	1.83 X 1.52	V3	1.22 X 0.61	ENG. SECOND FLOOR AREA	484.68	CONGR.	174.00	3	3. ALL DIMENSIONS ARE IN METERS
PL	1:20	D4	0.91 X 2.13	W4	1.83 X 1.52	V4	1.22 X 0.61	ENG. THIRD FLOOR AREA	484.68	CONGR.	174.00	4	4. ALL DIMENSIONS ARE IN METERS
PL	1:20	D5	0.91 X 2.13	W5	1.83 X 1.52	V5	1.22 X 0.61	ENG. TOTAL AREA	1453.74	CONGR.	516.00	5	5. ALL DIMENSIONS ARE IN METERS
PL	1:20	D6	0.91 X 2.13	W6	1.83 X 1.52	V6	1.22 X 0.61	PREP. HEAD ROOM AREA	145.74	CONGR.	51.60	6	6. ALL DIMENSIONS ARE IN METERS

PLAN SHOWING THE PROPOSED ADDITIONAL CONSTRUCTION OF SECOND FLOOR IN THE EXISTING MAIN BLOCK FOR **SADAKATHULLAH APPA COLLEGE**, IN (OLD S.NO: 702PT, 702PT, 702PT, 738/1, 738/2), NEW T.S.WARD NO: BF, BLOCK NO: 20, T.S.NO: 1, 6, 8, & T.S. WARD NO: BF, BLOCK NO: 41, T.S.NO: 1/1, 1/2, APPROVED LAYOUT NO: L.T.31/D.T.P. NO: 15/68, IN PALAYANKOTTA VILLAGE, RAHMATH NAGAR, RAHMATH NAGAR D.D.PLAN, PALAYANKOTTA WARD OFFICE, TIRURELVELI CITY MUNICIPAL CORPORATION.

DATE: 15/06/2018


SCALE: 1:20

DESIGNED BY: [Name]

CHECKED BY: [Name]

APPROVED BY: [Name]

Second Floor



SECOND FLOOR PLAN

PLAN SHOWING THE PROPOSED ADDITIONAL CONSTRUCTION OF SECOND FLOOR IN THE EXISTING MAIN BLOCK FOR **SADARATHULLAI APPA COLLEGE**, IN (OLD S.NO: 703PT, 703PT, 703PT, 738/1, 738/2), NEW T.S.WARD NO: BF, BLOCK NO: 20, T.S.NO: 1, 6, 8, & T.S. WARD NO: BF, BLOCK NO: 41, T.S.NO: 1/1, 1/2, APPROVED LAYOUT NO: L.T./D.T.P NO: 15/68, IN PALAYAMKOTTAI VILLAGE, RAHMATH NAGAR, RAHMATH NAGAR D.D.PLAN, PALAYAMKOTTAI WARD OFFICE, TIRUVELVELI CITY MUNICIPAL CORPORATION.

LEGEND

DOOR	1:22 X 2:44
DOOR	1:30 X 2:30
DOOR	1:30 X 2:20
DOOR	1:30 X 2:10
DOOR	1:30 X 2:00
DOOR	1:30 X 1:50
DOOR	1:30 X 1:40
DOOR	1:30 X 1:30
DOOR	1:30 X 1:20
DOOR	1:30 X 1:10
DOOR	1:30 X 1:00
DOOR	1:30 X 0:90
DOOR	1:30 X 0:80
DOOR	1:30 X 0:70
DOOR	1:30 X 0:60
DOOR	1:30 X 0:50
DOOR	1:30 X 0:40
DOOR	1:30 X 0:30
DOOR	1:30 X 0:20
DOOR	1:30 X 0:10
DOOR	1:30 X 0:00

LEGEND

WALL	1:22 X 2:44
WALL	1:30 X 2:30
WALL	1:30 X 2:20
WALL	1:30 X 2:10
WALL	1:30 X 2:00
WALL	1:30 X 1:50
WALL	1:30 X 1:40
WALL	1:30 X 1:30
WALL	1:30 X 1:20
WALL	1:30 X 1:10
WALL	1:30 X 1:00
WALL	1:30 X 0:90
WALL	1:30 X 0:80
WALL	1:30 X 0:70
WALL	1:30 X 0:60
WALL	1:30 X 0:50
WALL	1:30 X 0:40
WALL	1:30 X 0:30
WALL	1:30 X 0:20
WALL	1:30 X 0:10
WALL	1:30 X 0:00

LEGEND

WALL	1:22 X 2:44
WALL	1:30 X 2:30
WALL	1:30 X 2:20
WALL	1:30 X 2:10
WALL	1:30 X 2:00
WALL	1:30 X 1:50
WALL	1:30 X 1:40
WALL	1:30 X 1:30
WALL	1:30 X 1:20
WALL	1:30 X 1:10
WALL	1:30 X 1:00
WALL	1:30 X 0:90
WALL	1:30 X 0:80
WALL	1:30 X 0:70
WALL	1:30 X 0:60
WALL	1:30 X 0:50
WALL	1:30 X 0:40
WALL	1:30 X 0:30
WALL	1:30 X 0:20
WALL	1:30 X 0:10
WALL	1:30 X 0:00

LEGEND

WALL	1:22 X 2:44
WALL	1:30 X 2:30
WALL	1:30 X 2:20
WALL	1:30 X 2:10
WALL	1:30 X 2:00
WALL	1:30 X 1:50
WALL	1:30 X 1:40
WALL	1:30 X 1:30
WALL	1:30 X 1:20
WALL	1:30 X 1:10
WALL	1:30 X 1:00
WALL	1:30 X 0:90
WALL	1:30 X 0:80
WALL	1:30 X 0:70
WALL	1:30 X 0:60
WALL	1:30 X 0:50
WALL	1:30 X 0:40
WALL	1:30 X 0:30
WALL	1:30 X 0:20
WALL	1:30 X 0:10
WALL	1:30 X 0:00

LEGEND

WALL	1:22 X 2:44
WALL	1:30 X 2:30
WALL	1:30 X 2:20
WALL	1:30 X 2:10
WALL	1:30 X 2:00
WALL	1:30 X 1:50
WALL	1:30 X 1:40
WALL	1:30 X 1:30
WALL	1:30 X 1:20
WALL	1:30 X 1:10
WALL	1:30 X 1:00
WALL	1:30 X 0:90
WALL	1:30 X 0:80
WALL	1:30 X 0:70
WALL	1:30 X 0:60
WALL	1:30 X 0:50
WALL	1:30 X 0:40
WALL	1:30 X 0:30
WALL	1:30 X 0:20
WALL	1:30 X 0:10
WALL	1:30 X 0:00

LEGEND

WALL	1:22 X 2:44
WALL	1:30 X 2:30
WALL	1:30 X 2:20
WALL	1:30 X 2:10
WALL	1:30 X 2:00
WALL	1:30 X 1:50
WALL	1:30 X 1:40
WALL	1:30 X 1:30
WALL	1:30 X 1:20
WALL	1:30 X 1:10
WALL	1:30 X 1:00
WALL	1:30 X 0:90
WALL	1:30 X 0:80
WALL	1:30 X 0:70
WALL	1:30 X 0:60
WALL	1:30 X 0:50
WALL	1:30 X 0:40
WALL	1:30 X 0:30
WALL	1:30 X 0:20
WALL	1:30 X 0:10
WALL	1:30 X 0:00

LEGEND

WALL	1:22 X 2:44
WALL	1:30 X 2:30
WALL	1:30 X 2:20
WALL	1:30 X 2:10
WALL	1:30 X 2:00
WALL	1:30 X 1:50
WALL	1:30 X 1:40
WALL	1:30 X 1:30
WALL	1:30 X 1:20
WALL	1:30 X 1:10
WALL	1:30 X 1:00
WALL	1:30 X 0:90
WALL	1:30 X 0:80
WALL	1:30 X 0:70
WALL	1:30 X 0:60
WALL	1:30 X 0:50
WALL	1:30 X 0:40
WALL	1:30 X 0:30
WALL	1:30 X 0:20
WALL	1:30 X 0:10
WALL	1:30 X 0:00

LEGEND

WALL	1:22 X 2:44
WALL	1:30 X 2:30
WALL	1:30 X 2:20
WALL	1:30 X 2:10
WALL	1:30 X 2:00
WALL	1:30 X 1:50
WALL	1:30 X 1:40
WALL	1:30 X 1:30
WALL	1:30 X 1:20
WALL	1:30 X 1:10
WALL	1:30 X 1:00
WALL	1:30 X 0:90
WALL	1:30 X 0:80
WALL	1:30 X 0:70
WALL	1:30 X 0:60
WALL	1:30 X 0:50
WALL	1:30 X 0:40
WALL	1:30 X 0:30
WALL	1:30 X 0:20
WALL	1:30 X 0:10
WALL	1:30 X 0:00

SCALE: 1:100